



MASTER GARDENER
COLORADO STATE UNIVERSITY
EXTENSION

Colorado Master Gardener **Green School Training Guide**

Reading & Homework List
Class Notes & Worksheets

Readings, Homework & Worksheets

>> GARDENNOTES IS YOUR ONLINE, REFERENCE FOR THIS COURSE.

Go to <http://ColoradoMasterGardener.org> > Green School > GardenNotes

TOPIC	GARDENNOTES READINGS – NOT REQUIRED, FOR REFERENCE	HOMEWORK OPTIONAL	WORKSHEETS OPTIONAL, IN-CLASS
Soils, Fertilizers & Amendments	#211-251	#252	
Botany: How Plants Grow	#121, 122, 131-137, #141-145	#155 #152	#151
Science of Planting Trees	#631-636		
Care of Trees	#651; #653-659 #652		
Lawn Care / Turf Management	#551- 556	Turf Crossword	#571
Weed Management	#351, #352, #353		#356
Colorado Gardening Challenges	Supplemental readings posted online.		
Entomology	#311-313	#318	
IPM & Diagnostics	#101, #102	#105 IPM Crossword	#103
Plant Pathology	#331-332	#332	#333

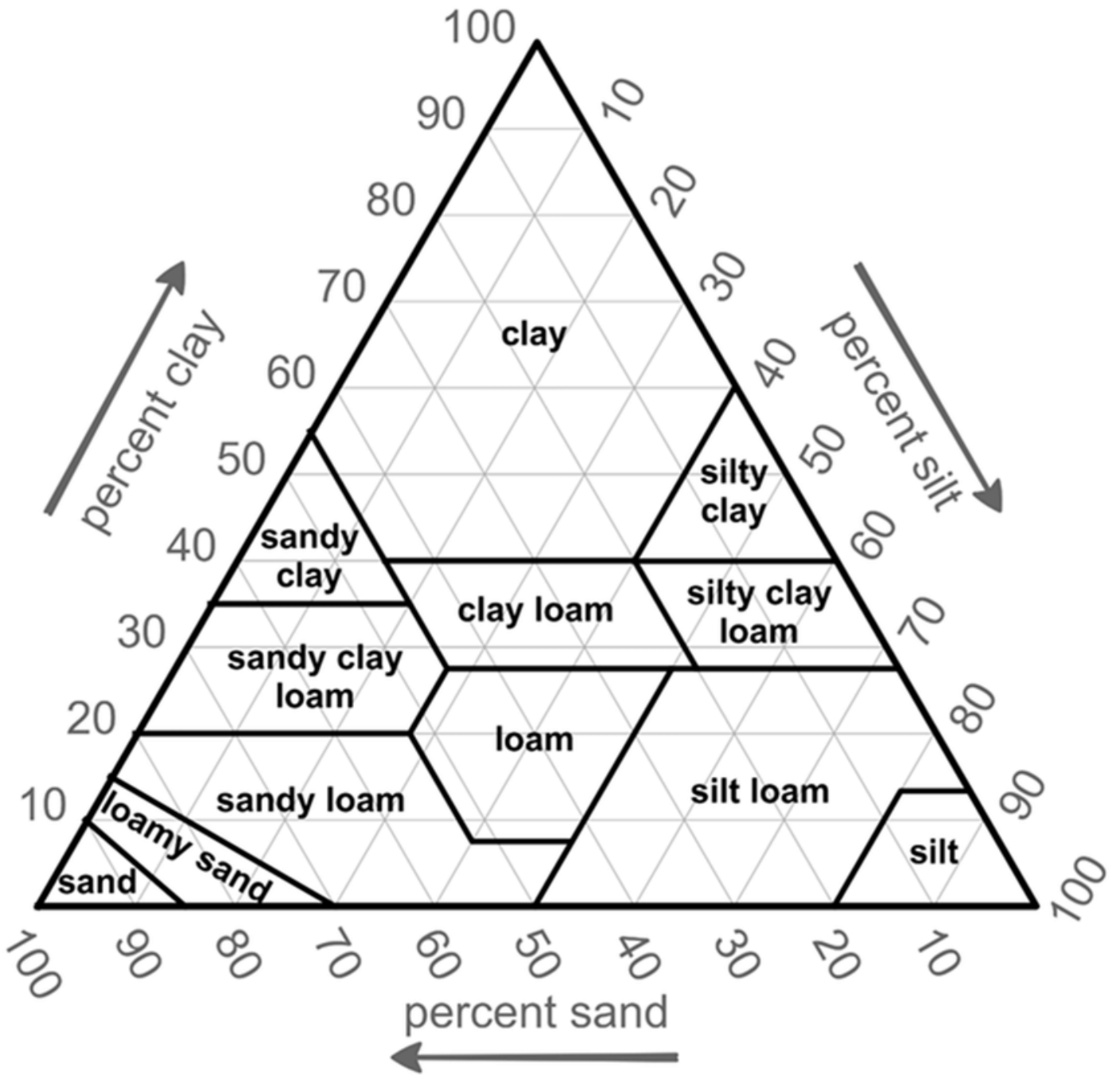
TOPIC	GARDENNOTES READINGS – NOT REQUIRED, FOR REFERENCE	HOMEWORK OPTIONAL	WORKSHEETS OPTIONAL, IN-CLASS
Vegetables	#711-724		
Pruning	#610-617		
Irrigation Management	#260-268		
Small Fruit	#760-764		
Tree Fruit	#770-771		

Class Notes: Soils, Fertilizers, Amendments

- Review GardenNotes for this class
- Complete online class
- Complete worksheet (optional)
- Attend one weekly live review
- Complete post-test online in Canvas

----- Notes -----

Class Notes: Soils, Fertilizers, Amendments



Source: USDA Soil Texture Triangle



CMG GardenNotes #252

Worksheet: Soil Texture and Free Lime Lab

SOIL TEXTURE BY FEEL LAB

Identifying the soil samples to coarse (sandy), medium or fine (clayey). Reference: *GardenNotes #214*

Soil Sample	Describe the feel: <ul style="list-style-type: none">○ Gritty = sand○ Silk smooth = silt○ Sticky = clay	How long will it ribbon out?	What is the soil texture? <ul style="list-style-type: none">○ Ribbons <1",<ul style="list-style-type: none">▪ Feels gritty = coarse texture (sandy soil)▪ Not gritty = medium texture (high in silt)○ Ribbons 1-2 inches<ul style="list-style-type: none">▪ Feels gritty = medium texture▪ Not gritty = fine texture○ Ribbons >2" = fine texture clayey soil
1			
2			
3			
Your soil (OPTIONAL)			

FREE LIME TEST LAB

Using your soil sample(s), do a vinegar test for free lime (calcium carbonate).

Reference: *The Science of GardenNotes 222*

- a. Did it fizz (have high calcium carbonate)? Yes No
- b. What does this indicate about your soil being prone to iron chlorosis? Can you lower the pH?

OPTIONAL HOMEWORK:

SOIL TEXTURE BY MEASUREMENT LAB

Collect some soil from your home landscape, office or nearby open space. Using the jar method, what is the soil textural class for this sample with the following amounts of sand, silt, and clay?

Reference: *GardenNotes 214*

- a. How long do you shake the bottle of soil?
- b. When do you measure the sand, silt and clay levels?

Sand _____ Silt _____ Clay _____

- c. Determine the soil texture for the following sample:

		Depth of layer	Percent	Soil Textural Class <small>(from Soil Textural Triangle)</small>	Will this soil behave as a sandy or clayey soil?
Sample 1	Sand	3.0"			
	Silt	0.5"			
	Clay	1.5"			
	Total	5.0"			
Sample 2	Sand	3.5"			
	Silt	1"			
	Clay	0.5"			
	Total	5"			

Class Notes: Botany - How Plants Grow

- Review GardenNotes for this class
- Complete online class
- Complete homework and worksheets (optional)
- Attend one weekly live review
- Complete post-test online in Canvas

----- Notes -----

Module 1: Classification & Taxonomy

Module 2: Plant Structures

Class Notes: Botany - How Plants Grow

Module 3: Plant Growth



MASTER GARDENER
COLORADO STATE UNIVERSITY
EXTENSION

CMG GardenNotes #155

Homework: Botany

Answer the following questions based on content from the online class.

1. Why is it important to use scientific names for plants rather than just common names?
2. Why is it important for you as a Colorado Master Gardener to understand the importance of plant families?
3. Why is winter watering important in Colorado?
4. How can a late spring frost or freeze affect plant growth and development?
5. What resources would you utilize to assist with plant ID?

BONUS QUESTION: A client wants to plant drought-tolerant, deer-resistant perennials in their landscape which has a full sun exposure. They've heard about Plant Select and would like to use these if possible. Utilize this website: <https://plantselect.org/?action=plants> to find 2-3 plants that might meet their needs. *What did you find and what additional information would you need from the client to help them make a right plant, right place decision?*

Class Notes: Planting Trees

- Review GardenNotes for this class
- Complete online class
- Attend one weekly live review
- Complete post-test online in Canvas

Notes

Module 1: Overview & References

Module 2: Why Trees Fail

Module 3: Tree Selection & Types of Nursery Stock

Module 4: Determine the Depth of the Planting Hole

Module 5: Dig a Saucer Shaped Hole

Class Notes: Planting Trees

Module 6: Set the Tree in Place

Module 7: Backfill

Module 8: Staking

Module 9: Water, Final Grade & Mulch

Module 10: Post-Planting Care of New Trees

Class Notes: Care of Trees

- Review GardenNotes for this class
- Complete online class
- Attend one weekly live review
- Complete post-test online in Canvas

----- Notes -----

Module 1: Overview & References

Module 2: Tree Size

Module 3: Mulch

Module 4: Staking

Module 5: Watering Trees

Class Notes: Care of Trees

Module 6: Tree Care During Drought

Module 7: Tree Wrap

Module 8: Trees & Turf

Module 9: Herbicide Use Around Trees

Module 10: Iron Chlorosis

Module 11: Fertilization & Review

Class Notes: Lawn Care

- Review GardenNotes for this class
- Complete online class
- Complete crossword and worksheet (optional)
- Attend one weekly live review
- Complete post-test online in Canvas

----- Notes -----

Module 1: Turf Introduction

Module 2: Species Selection

Module 3: Turf & Weedy Grass Identification

Module 4: Mowing

Class Notes: Lawn Care


Module 5: Fertilization

Module 6: Irrigation & Watering

Module 7: Soil & Thatch

Module 8: Pest Problems

CMG Turf Management Crossword Puzzle



Across

- 5.** A management practice used to relieve soil compaction in lawns
- 8.** This fertilizer nutrient makes grass darker green - and it grows faster
- 11.** This type of irrigation head applies a large amount of water over a short time period
- 12.** There are 2 types of this lawn care implement: the rotary- or the reel-type
- 14.** You should leave these on your lawn when you mow
- 15.** This type of weed can grow back every year WITHOUT producing any seed
- 16.** You are more likely to "stripe" a lawn using this type of fertilizer spreader

Down

- 1.** Used for grass ID - the arrangement of the youngest leaf in the grass shoot (rolled or folded)
- 2.** This is a layer of organic matter that can form in Kentucky bluegrass lawns
- 3.** This is a disease of over-watered lawns
- 4.** This insect-like pest can kill lawns in late winter/early spring (dry conditions)
- 6.** This native grass can be planted in Colorado home lawns
- 7.** This is a pesticide used to control WEEDS
- 9.** This wild animal can cause dead spots in lawns (from constant, close feeding and urine injury)
- 10.** These white larvae of beetles feed on turfgrass roots
- 13.** When this nutrient is deficient, turf can become chlorotic (yellow)

Class Notes: Weed Management

- Review GardenNotes for this class
- Complete online class
- Complete worksheet (optional)
- Attend one weekly live review
- Complete post-test online in Canvas

----- Notes -----

Class Notes: Weed Management

Class Notes: Colorado Gardening Challenges

- Download guides located in Canvas to take notes
- Watch recordings
- Attend live Q&A session
- Complete post-test online in Canvas

----- Notes -----

Class Notes: Colorado Gardening Challenges

Class Notes: Entomology

- Review GardenNotes for this class
- Complete online class
- Complete homework (optional)
- Attend BOTH live sessions if possible or watch recordings – each session will be unique this week to cover more topics
- Complete post-test online in Canvas

----- Notes -----

Class Notes: Entomology



CMG GardenNotes #318

Homework: Entomology

1. How do you know if a creature in your garden is an insect?
2. What makes an insect "beneficial"?
3. Why can aphid populations increase so rapidly?
4. It is July. You have correctly diagnosed a large spider mite infestation on a customer's raspberry plants. What is the most important management strategy you can recommend to the customer?
5. Why do gardeners often report that ladybugs "disappear" shortly after releasing them in the garden?
6. List three factors contributing to pollinator decline.
7. Why is fall garden cleanup valuable to insect pest management? How would you advise a customer who would like to leave the leaves to protect overwintering insects/pollinators?"
8. You are working in your county Master Gardener helpdesk. A customer calls about her two-year old crabapple tree. There are "a lot" of holes in the leaves and she wants to know what could be chewing on them. She can't find any insects. How will you answer this question?

Class Notes: IPM & Diagnostics

- Review GardenNotes for this class
- Complete online class
- Complete homework, crossword, and worksheet (optional)
- Attend one weekly live review
- Complete post-test online in Canvas

----- Notes -----

Module 1: Integrated Pest Management

Class Notes: IPM & Diagnostics

Module 2: The Diagnostic Process

Module 3: Understanding Pesticide Labels




MASTER GARDENER
COLORADO STATE UNIVERSITY
EXTENSION

CMG GardenNotes #105

Homework: IPM & Diagnostics

1. Why is Integrated Pest Management (IPM) the best approach to managing pest problems?
2. Why is it important to discuss tree care issues as they relate to growth phases?
3. What is the first step in the diagnostic process?
4. Why is it important to know what is "normal" for a given plant?

Integrated Pest Management & Diagnostics



Across

2. Siting/locating the plant correctly is an example of this IPM strategy.
6. Symptom name for dead plant tissue.
7. A random pattern of damage usually points to this general disease category.
10. The first step in diagnosis is to _____ the plant.
11. When pests are no longer affected by a pesticide they are said to be this
13. A uniform pattern of damage usually points to this general disease category.

Down

1. A natural botanical pesticide is derived from these.
3. Name of the sign describing slimy droplets.
4. Planting small-throated flowers to attract beneficial insects is an example of this IPM strategy.
5. Checking plants on a regular basis for pests is called this
8. Sunken, usually discolored area on a plant.
9. Type of pesticide absorbed and spread throughout the plant.
12. A multi-prong approach to managing pests (initials)

Class Notes: Plant Pathology

- Review GardenNotes for this class
- Watch recordings
- Complete homework and worksheets (optional)
- Attend live Q&A session
- Complete post-test online in Canvas

----- Notes -----

Class Notes: Plant Pathology



CMG Garden Notes #332

Homework: Plant Pathology

1. What 4 components must be present for biotic disease to develop?
2. Another name for the living cause of disease_____
3. Another name for the non-living cause of disease_____
4. List 3 ways to manage powdery mildew on a shrub.
5. A customer brings you a foot-long branch of an aspen tree. The leaves on the branch tips are dark brown and wilted; the branch tip is bent over. Could this be fire blight? Why or why not?
6. List 2 general management strategies for Cytospora canker disease on an aspen.
7. How are leaf scorch and winter desiccation similar in terms of how they develop? In symptom expression?
8. A ten-foot row of low growing junipers is planted between the west facing side of an apartment building and a sidewalk. By mid-winter the sidewalk side of the junipers begins to turn completely brown. What symptom supports an abiotic diagnosis? State a possible cause of the juniper symptoms.

Class Notes: Vegetables

- Review GardenNotes for this class
- Complete online class
- Attend one weekly live review
- Complete post-test online in Canvas

----- Notes -----

Class Notes: Vegetables

Class Notes: Pruning

- Review GardenNotes for this class
- Complete online class
- Attend live review
- Complete post-test online in Canvas

----- Notes -----

Class Notes: Small Fruits

- Review GardenNotes for this class
- Complete online class
- Attend live review
- Complete post-test online in Canvas

----- Notes -----

Class Notes: Tree Fruits

- Review GardenNotes for this class
- Complete online class
- Attend live review
- Complete post-test online in Canvas

----- Notes -----

Class Notes: Irrigation

- Review GardenNotes for this class
- Complete online class
- Attend live review
- Complete post-test online in Canvas

----- Notes -----

Class Notes: CMG Introduction

- Review GardenNotes for this class
- Print &/or Save the *Colorado Master Gardener Volunteer Handbook*
- Complete online course
- Complete CMG Crossword puzzle (optional)
- Complete post-test online in Canvas

----- Notes -----

Module 1: Overview of the CMG Program & CSU


Module 2: Empowering People Through Plants

Module 3: Volunteering as a Colorado Master Gardener

Module 4: The Power of Community

Module 5: Tools & Resources for CMG Volunteers

CMG Program Introduction



Across

5. Resource for CMG volunteers covering program details
8. When to use the title 'Colorado Master Gardener'
9. Initials of Colorado's land grant institution
10. Apprentice volunteer hours required
11. Initials of the CMG reporting website
14. Topic that cannot be handled by volunteers
15. Primary purpose of Extension programs
16. Whom to refer legal questions
17. Title of CMG in training/trainee

Down

1. Primary role of CMG
2. CMG volunteer hours required
3. One of the grounds for dismissal
4. Pesticides CMGs can apply while volunteering
6. CSU materials with information on a topic
7. Protects authors and photographers
12. University system founded in 1860s
13. Password-protected website specifically for CMG volunteers