



COLORADO STATE UNIVERSITY EXTENSION

Canvas Cheatsheet

This Cheatsheet is intended to familiarize yourself with the Canvas platform. You do not have to turn this in, but we encourage you to complete this activity to help make the most of your Green School experience.

LOGIN TO CANVAS

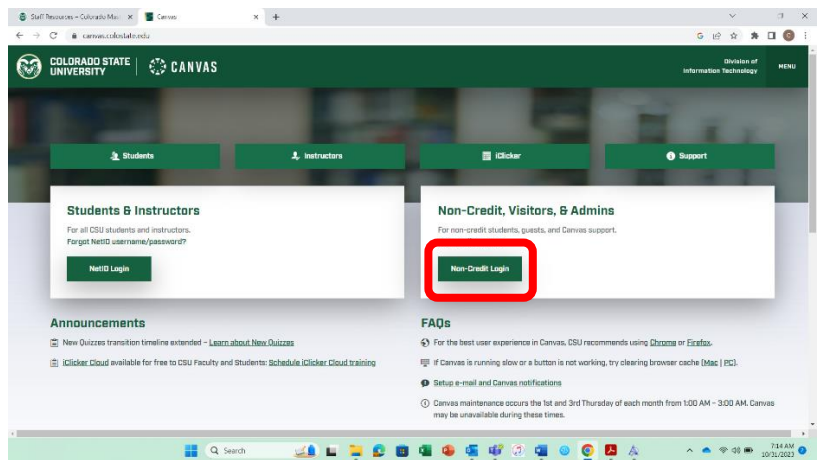
On your computer or device, go to canvas.colostate.edu

Select Non-Credit Login.

Enter your login credentials.

Username: _____

Password: _____



NAVIGATE TO HOMEPAGE

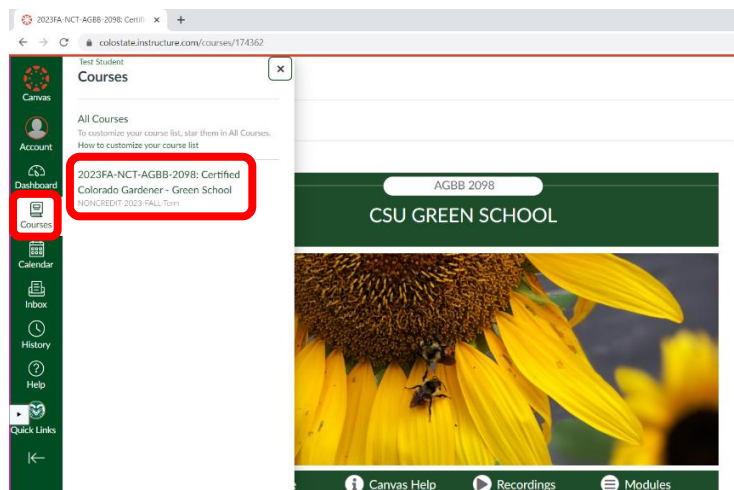
Select Courses

Select the appropriate class:

[2023FA-NCT-AGBB-2098: Certified Colorado Gardener - Green School](#)

or

[2023FA-NCT-AGBB-2099: Colorado Master Gardener - Green School](#)



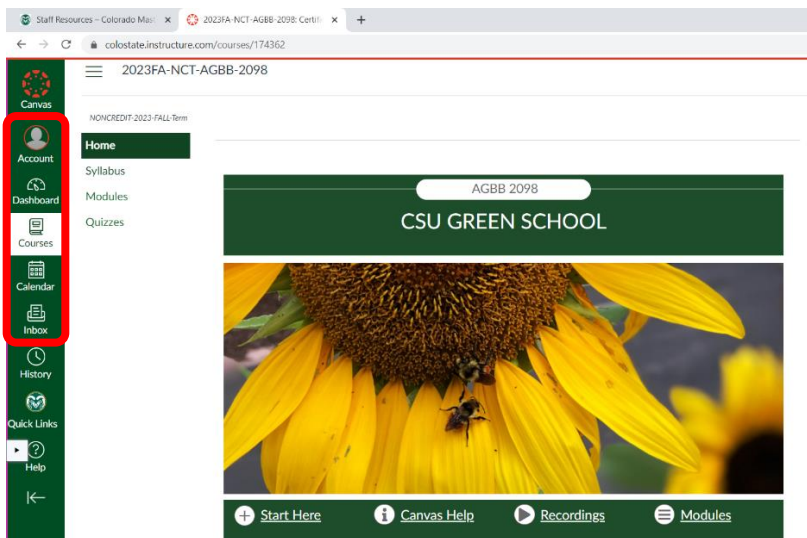
NAVAGATING THE HOME PAGE: LEFT-SIDE TOOLBAR

Account – access your account settings and update email address if needed

Dashboard – access Green School and all other courses you are registered for through CSU Extension.

Courses – access Green School and all other courses you are registered for.

Inbox – Messages from instructors will be found here.



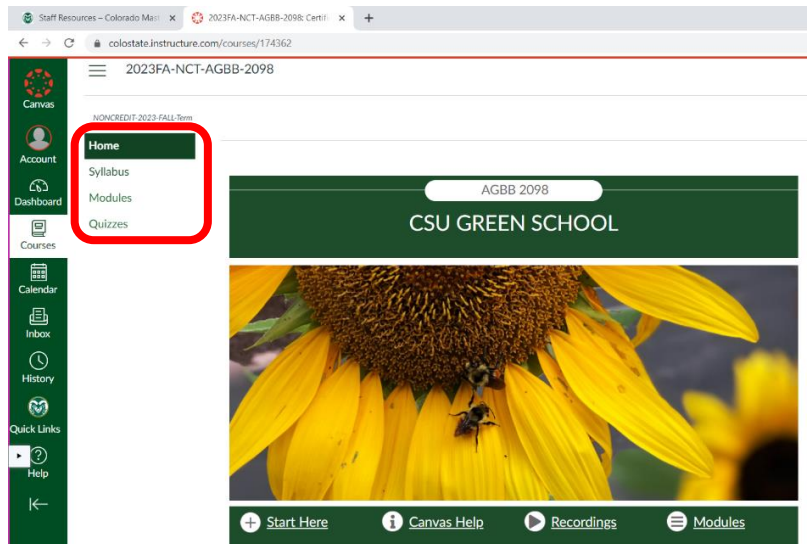
NAVAGATING THE HOME PAGE: LEFT-SIDE COURSE NAVIGATION LINKS

Home – select to navigate back to Home page from any other page.

Syllabus – find important course documents including Syllabus, Schedule, and Training Guide. Scroll down to find Class Recordings and Zoom links to join weekly live review sessions. Scroll all the way down to find all quizzes.

Modules – find all course content here. Begin by clicking on Start Here. Pick up where you left off by navigating to the appropriate topic.

Quizzes – find the weekly quizzes here.



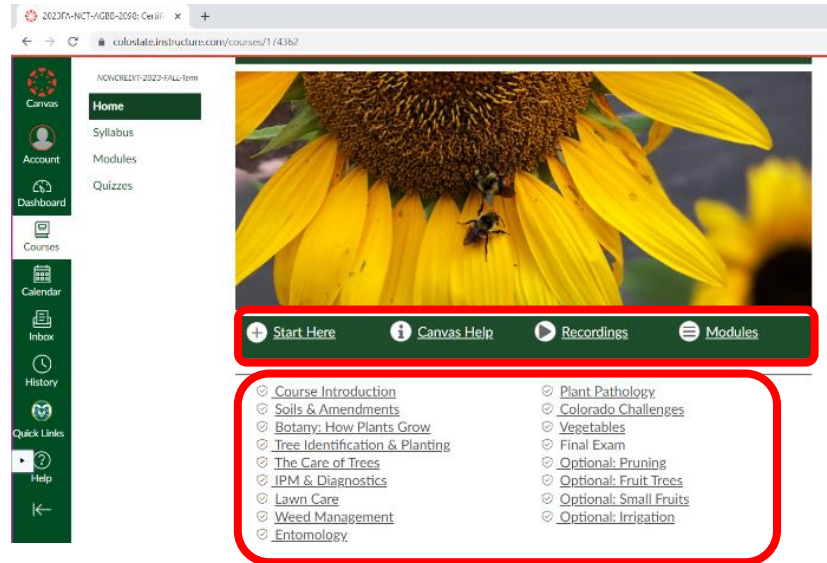
NAVIGATING THE HOME PAGE: QUICK LINKS

Start Here – Begin your Green School learning here.

Canvas Help - For all Canvas questions, please contact:
CSU OOE Outreach Team
Outreach_Team@colostate.edu

Recordings – find recordings from previous Weekly Live Review Sessions

Modules – find all course content here. All Modules also found on Home page immediately below the home page photo. Click on the appropriate Module to study for the current week or pick up where you left off last time.



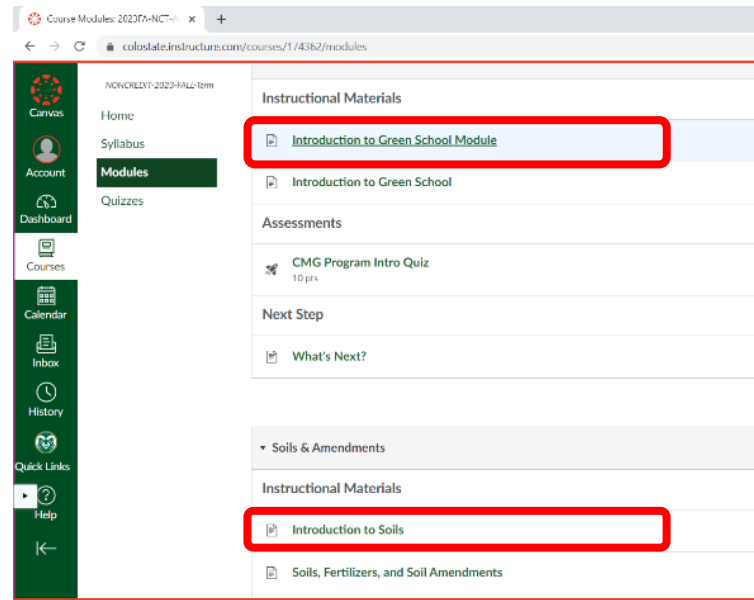
NAVIGATING MODULES

Course content for each week is organized by topic (Botany, Soils, etc.)

Within each module find Instructional Materials (the lesson) and an Assessment (the quiz).

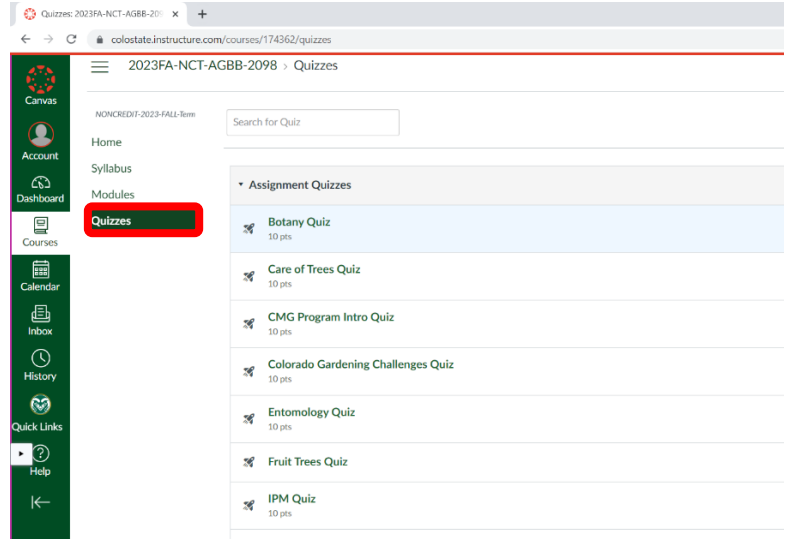
Begin each module by selecting the **Introduction to** the topic (Introduction to Green School Module week 1, Introduction to Soils week 2, etc.)

You will be guided through the course content as you review the material.



WEEKLY QUIZZES

Complete the weekly quiz AFTER you've reviewed all class material pertaining to that week. The purpose of the quiz is to gauge your learning of the material covered in the class. It is automatically graded and you will be able to review the results after submission. The score does not matter but completing it DOES signify you've completed the course which is required. You can take each quiz up to three times for learning purposes.



CERTIFICATES

To earn a certificate, all students are required to complete eight of the online courses (apart from the Introduction Course) and pass the final exam with a 70% or higher. You are encouraged to take all core classes (those not marked with "optional") as the course final is comprehensive. Note: The final does NOT include information from the optional courses: Small Fruits, Tree Fruits, Irrigation & Pruning.

Additionally, all Colorado Master Gardener Apprentices must take the complete the full 'Introduction Course' and attend apprentice orientation hosted through your county program after Green School. At the end of your volunteer commitment, you will earn your Colorado Master Gardener Certificate and name badge.